

Quels sont ses nombres ? Complète les tableaux puis écris le nombre dans le soleil

A 2x3 grid of dominoes. The top row has dominoes with 2 dots, 3 dots, and 4 dots. The bottom row has dominoes with 3 dots and 4 dots. Below the grid is a ten-frame with 2 dots in the top-left cell and a sun icon to its right.

A 2x3 grid of dominoes. The top row has dominoes with 2 dots, 3 dots, and 4 dots. The bottom row has dominoes with 3 dots and 4 dots. Below the grid is a ten-frame with 1 dot in the top-right cell and a sun icon to its left.

A 2x2 grid of dominoes. The top row has dominoes with 2 dots and 3 dots. The bottom row has dominoes with 3 dots and 4 dots. Below the grid is a ten-frame with 2 dots in the top-left cell and a sun icon to its right.

A 2x4 grid of dominoes. The top row has dominoes with 2 dots, 3 dots, 4 dots, and 5 dots. The bottom row has dominoes with 3 dots and 4 dots. Below the grid is a ten-frame with 2 dots in the top-left cell and a sun icon to its right.

Pour chaque nombre, dessine les points et barre les dominos en trop.

17

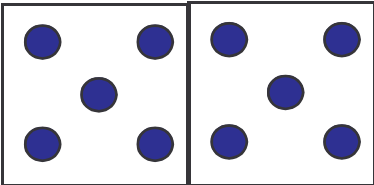

24

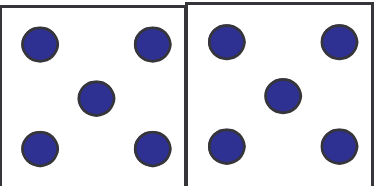

30

15

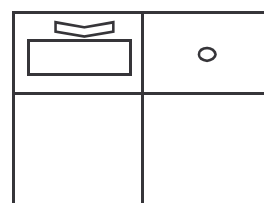
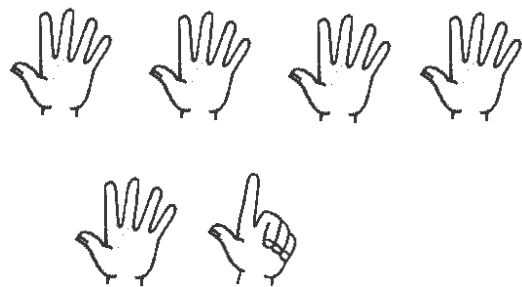
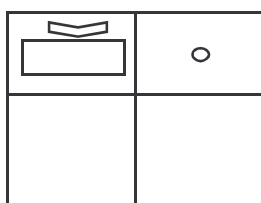
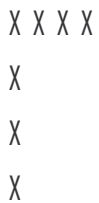
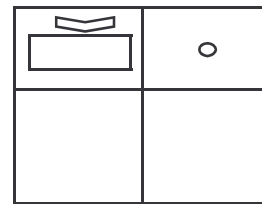
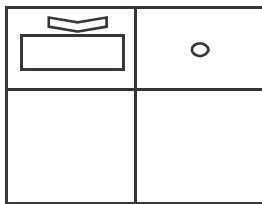
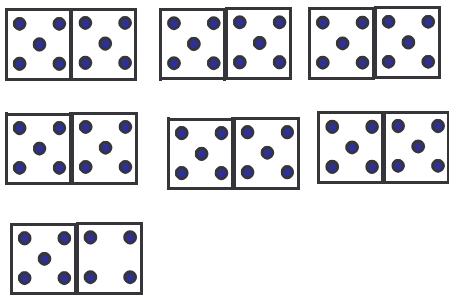
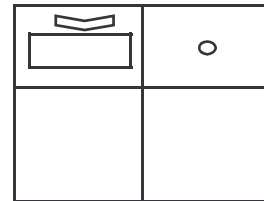

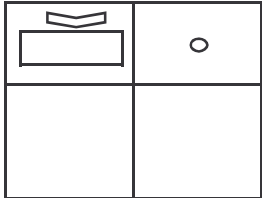

43

56

 A diagram of two dice. The left die shows a 5 (five blue dots) and the right die shows a 5 (five blue dots).	 A single die showing a 1 (one blue dot).

 A diagram of two dice. The left die shows a 5 (five blue dots) and the right die shows a 5 (five blue dots).	 A single die showing a 1 (one blue dot).

Dénombrer chaque collection en utilisant un groupement par dizaines



1 Colorie et complète la ligne d'écriture



1



2



3



4




5




6


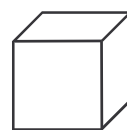
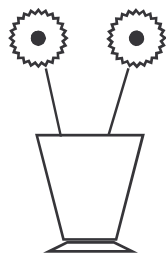

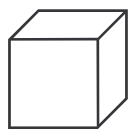
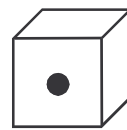

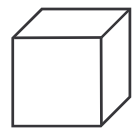


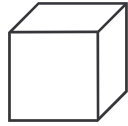
2 Relie chaque image au nombre qui lui correspond.



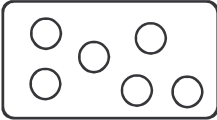


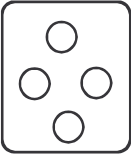





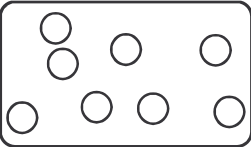


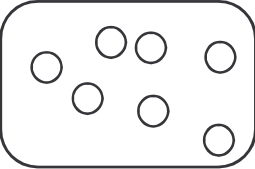


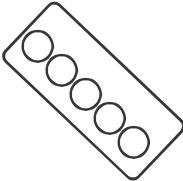


- 1
- 2
- 3
- 4
- 5
- 6
- 7
- 8



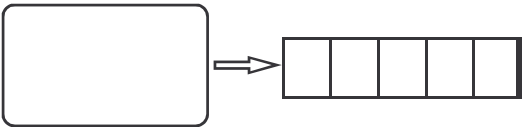
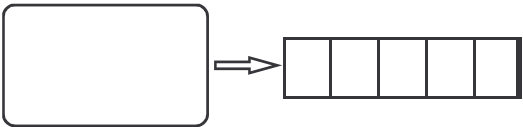
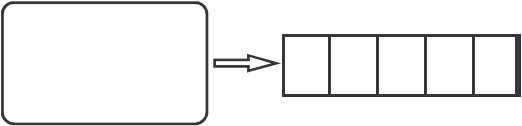
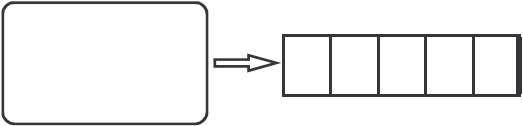
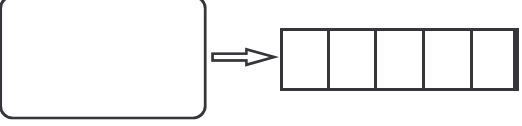
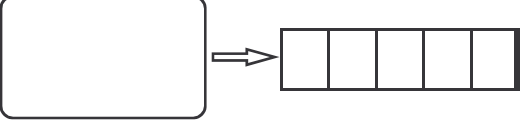
1 Complète les représentations des nombres



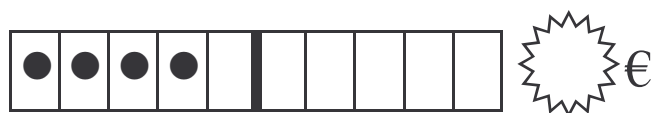
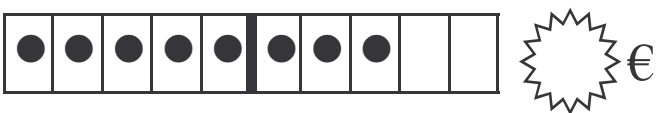
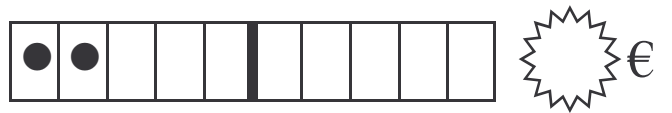
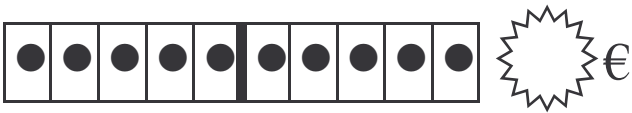
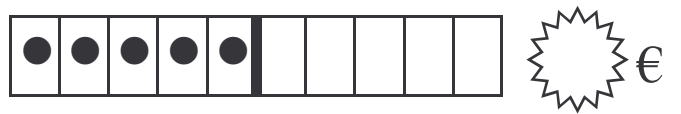
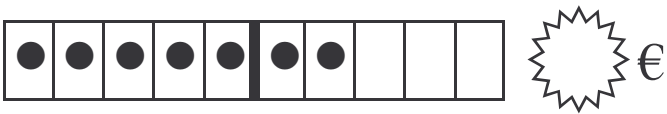
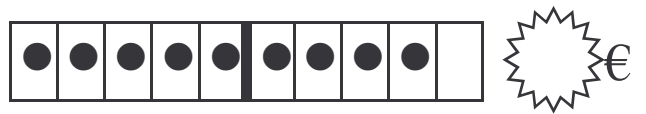
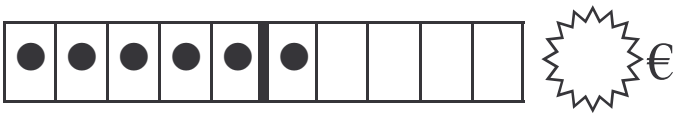
1 Range chaque collection dans une boîte. Écris le nombre de billes

2 Dessine les billes en vrac, colorie-les (une couleur par nombre), range-les et écris le résultat

$3 + 1 = \underline{\quad}$ 	$3 + 2 = \underline{\quad}$ 
$1 + 4 = \underline{\quad}$ 	$2 + 2 = \underline{\quad}$ 
$1 + 1 = \underline{\quad}$ 	$2 + 3 = \underline{\quad}$ 

Écris la somme et dessine les pièces et les billets qui conviennent.



Calcul en t'aidant des boîtes. Utilise une couleur par chiffre

$$\begin{array}{c} 2 \\ \triangle \end{array} + \begin{array}{c} 3 \\ \square \end{array} + \begin{array}{c} 1 \\ \circ \end{array} = \underline{6}$$



$$2 + 3 + 2 = \underline{\quad}$$



$$2 + 2 + 3 = \underline{\quad}$$



$$5 + 1 + 4 = \underline{\quad}$$



$$4 + 0 + 1 = \underline{\quad}$$



$$3 + 3 = \underline{\quad}$$



$$2 + 3 + 1 = \underline{\quad}$$



$$2 + 3 + 2 = \underline{\quad}$$



$$3 + 3 + 3 = \underline{\quad}$$



$$0 + 4 + 5 = \underline{\quad}$$



$$1 + 4 + 3 = \underline{\quad}$$



$$1 + 2 + 3 = \underline{\quad}$$



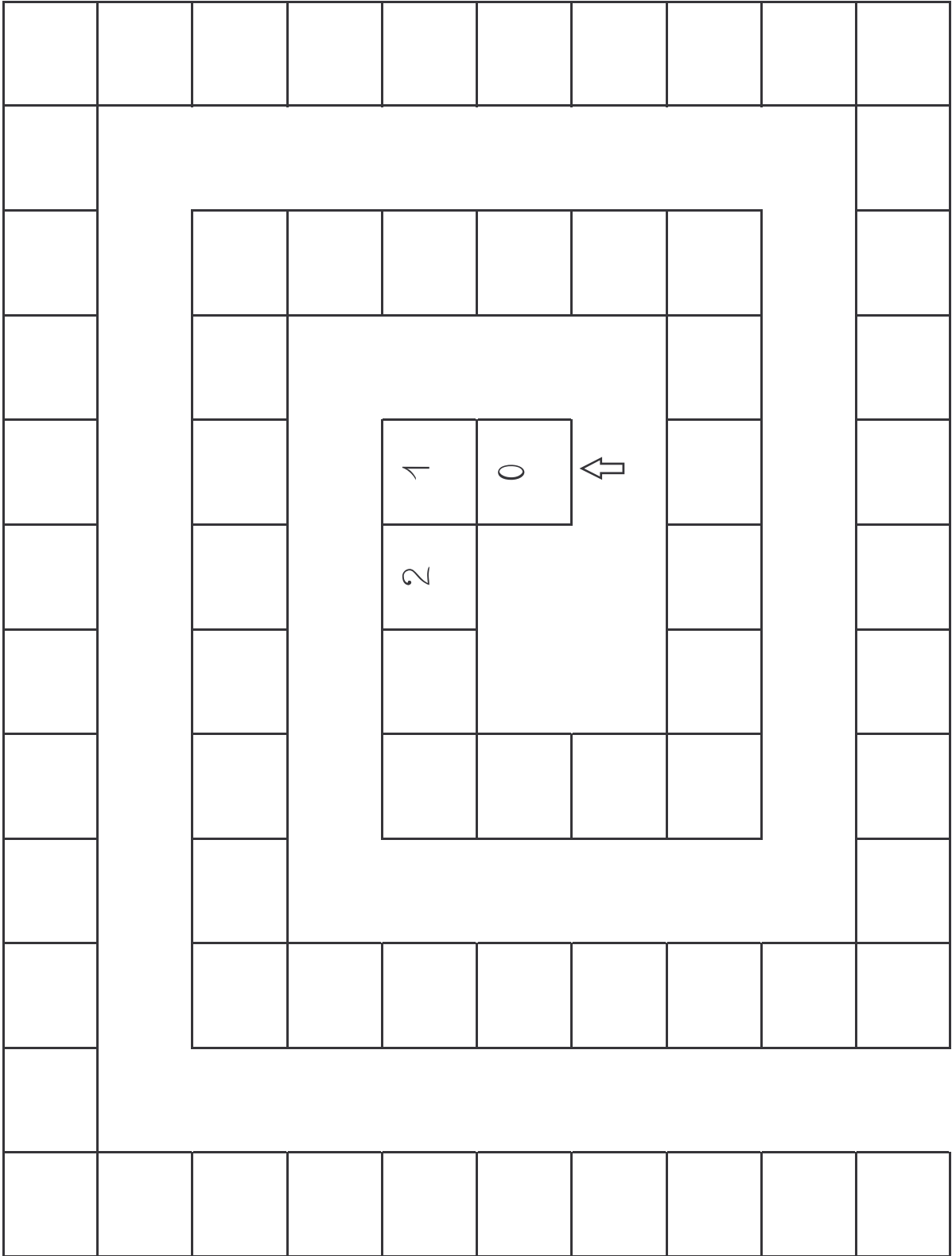
$$3 + 4 + 3 = \underline{\quad}$$



$$5 + 3 + 1 = \underline{\quad}$$




Complète l'escargot jusqu'à ce que tu ne saches plus....



L'escargot des nombres

60	29	58	57	56	55	54	53	52	51	50	49
61		24	23	22	21	20	19	18	17		48
62		25									47
63		26							16		46
64		27	4	3	2	1			15		45
65		28	5			0			14		44
66		29	6				↑		13		43
67		30	7	8	9	10		11	12		42
68											41
69		31	32	33	34	35	36	37	38	39	40



Au magasin de jouets...



un train

4 €



une raquette

2 €



un camion

8 €



une poupée

5 €

Ecris ce que tu veux acheter :

Combien cela va te coûter ?

--	--	--	--	--	--	--	--	--	--	--	--	--	--	--	--	--	--	--	--

Les jouets que j'ai choisis me coûteront _____ €.

Voilà ce que tu as dans ta tirelire. As-tu assez d'argent ?



Oui, j'ai assez d'argent.

Non, je n'ai pas assez d'argent.

Antoine veut acheter 1 train et 1 camion.



A-t-il assez d'argent ?

Il dépense _____ €

Il a assez d'argent.

Il n'a pas assez d'argent.

Joséphine veut acheter 1 poupée et 2 raquettes.



A-t-elle assez d'argent ?

Elle dépense _____ €

Elle a assez d'argent.

Elle n'a pas assez d'argent.

Clémence veut acheter 2 poupées et 1 train.



A-t-elle assez d'argent ?

Elle dépense _____ €

Elle a assez d'argent.

Elle n'a pas assez d'argent.

Flavien veut acheter 1 train, 1 camion et 2 raquettes.



A-t-il assez d'argent ?

Il dépense _____ €

Il a assez d'argent.

Il n'a pas assez d'argent.

Colorie les différentes représentation d'un même nombre en indiquant dans les soleil de quel nombre il

The worksheet contains four rows of mathematical representations for the number 7, each accompanied by a starburst for marking the number. The representations are:

- Row 1: A ten-frame with 7 blue dots (5 in the first two columns, 2 in the third) and a starburst.
- Row 2: A ten-frame with 7 hands (5 open, 2 with one finger up) and a starburst.
- Row 3: A ten-frame with 7 circles (5 in the first two columns, 2 in the third) and a starburst.
- Row 4: A ten-frame with 7 circles (5 in the first two columns, 2 in the third) and a starburst.

Compte le nombre de doigts, complète les dominos et les lignes et écris le nombre.

Two open hands, one hand with one finger pointing up, two dominoes, and a starburst.

Two open hands, one hand with two fingers pointing up, two dominoes, and a starburst.

Two open hands, one hand with three fingers pointing up, two dominoes, and a starburst.

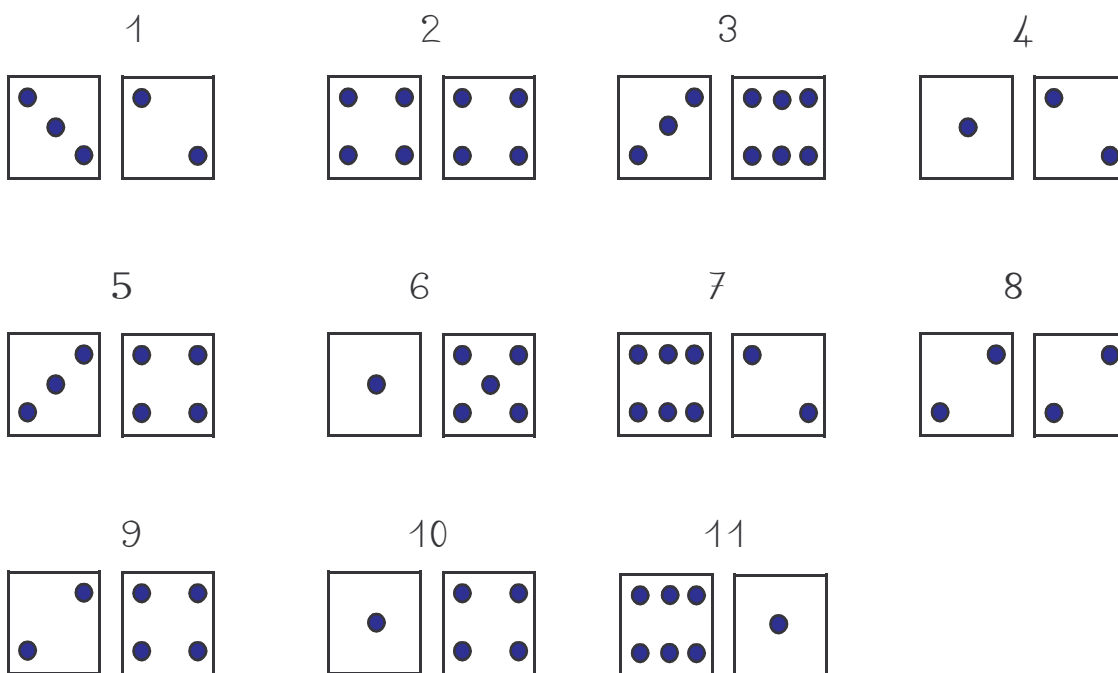
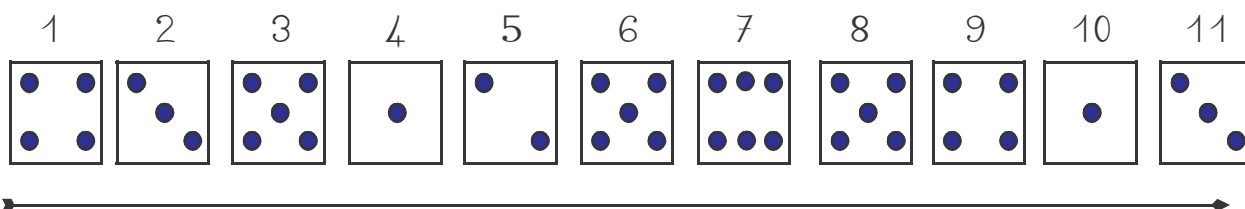
Two open hands, one hand with four fingers pointing up, two dominoes, and a starburst.

Two open hands, one hand with five fingers pointing up, two dominoes, and a starburst.

Écris la ligne numérique de 1 à 15

1-2-3-

Se déplacer sur l'escargot en respectant les lancers successifs.



50	51	52	53	54	55	56	57	58	59	60
49										61
48		17	19	20	21	22	23	24		62
47		17						25		63
46		16		2	3	4		26		64
45		15		1		5		27		65
44		14		0		6		28		66
43		13				7		29		67
42		12	11	10	9	8		30		68
41								31		69
40	39	38	37	36	35	34	33	32		

50	51	52	53	54	55	56	57	58	59	60
49										61
48		17	19	20	21	22	23	24		62
47		17						25		63
46		16		2	3	4		26		64
45		15		1		5		27		65
44		14		0		6		28		66
43		13				7		29		67
42		12	11	10	9	8		30		68
41								31		69
40	39	38	37	36	35	34	33	32		